

SCHLETTER TRACKING SYSTEM 1V/1P




PRODUCT SHEET

Accommodates large format & bifacial modules

Mounting flexibility maximizes module load bearing capacity

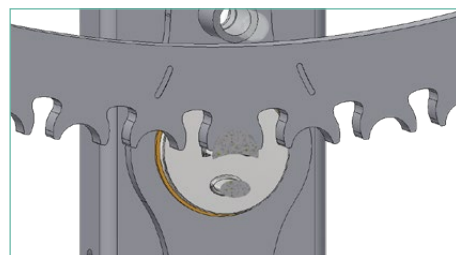
Light and robust design incorporating high strength steel

Stable as a fixed tilt

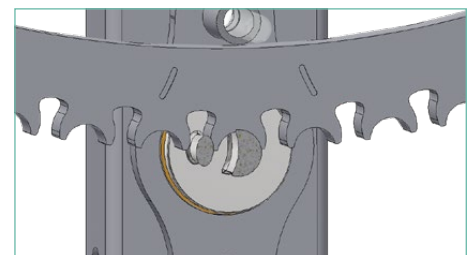


INDEPENDENT SELF-LOCKING ROWS WITH $\pm 60^\circ$ ROTATIONAL RANGE (120° TRACKING RANGE)

Each row has a unique and patented method of self-locking at each post in every position, additional dampers are not required. The danger of “galloping” is completely avoided. This provides a higher level of investment security. In addition, a wide rotational range of $\pm 60^\circ$ provides more energy during the day.



Tracking system in locking position



Tracking system in stepping position



SCHLETTER TRACKING SYSTEM 1V/1P

TECHNICAL SPECIFICATIONS

Scope of application	Horizontal single axis tracker (SAT)		
Material	Galvanized steel / stainless steel		
Structural analysis	<p>Structural analysis based on recognized engineering standards. Verification of structural safety of the mounting system is based on Eurocodes and general construction approvals. The load assumptions comply with DIN EN 1991-1 and the regulations of the national annex. Any instructions on required certification and approval must be observed.</p>		
Module configuration	<ul style="list-style-type: none"> • 1 module row in portrait configuration • Max. module size: 2500 x 1350 mm 		
Fastenings	Suitable for installation with a fast-clamping system		
Installation effort	Easy installation due to pre-assembled components		
Tracking range	120° (± 60°)		
Power per tracker	Approx. 45 kWp (depending on module type), max. 90 modules ≈ 225 m ²		
Dimensions	<ul style="list-style-type: none"> • Length per tracker: 90 m / 300 ft • Width per tracker: 2,5 m / 8 ft • Height per tracker: 3 m / 10 ft (with 0,5 m / 1,6 ft ground clearance) 		
Drive system	24 V DC motor, grid-powered system		
Noise emission	< 70 dB(A)		
Flood protection	1.0 m / 3 ft clearance for electrical components		
Ground maintenance	Free passage between tracker rows		
Tracking system	Astronomical		
Positions	<ul style="list-style-type: none"> • Stow position: 9° • Night position: 9° 	<ul style="list-style-type: none"> • Backtracking: ✓ • Maintenance position: ✓ 	<ul style="list-style-type: none"> • Snow position: ✓
Monitoring system	Network Control Unit / SCADA interface		
Communication & Control System	ZigBee Wireless controller for each row (RS485 option available)		
Compliance	UL 3703 / ASCE 7-10 / ASCE 7-16 / CE 2006/42/EC / DIN EN 62817 / TIL No. A-41		

Protection class	IP54 / IP65 / NEMA 4x
Corrosion class	Standard C3, optional C4 or more
Operating temperature	-25° C to +60° C (UL -10° to +50°)
Foundation	C-Profile
Max. slope	N-S 10°, E-W 10°
Max. wind speed	<ul style="list-style-type: none"> • Tracking mode: up to 56 km/h / 35 mph (3-sec. gust) • Storm position (standard): up to 167 km/h / 105 mph (3-sec. gust) • Storm position (on request): up to 257 km/h / 160 mph (3-sec. gust) <p>(The exact max. wind speeds are calculated on a project-specific basis.)</p>
Warranty	<p>10 years on structural components; 5 years on drive, battery and control systems. Extended terms available.</p>
Supplementary documents	<p>Original operating manual Schletter Tracking System 1V/1P – Part 1 Assembly and installation Original operating manual Schletter Tracking System 1V/1P – Part 2 Operation and maintenance</p>

